

# EXHIBITOR GUIDELINES

(SUBJECT TO CHANGE)

30.04.2026

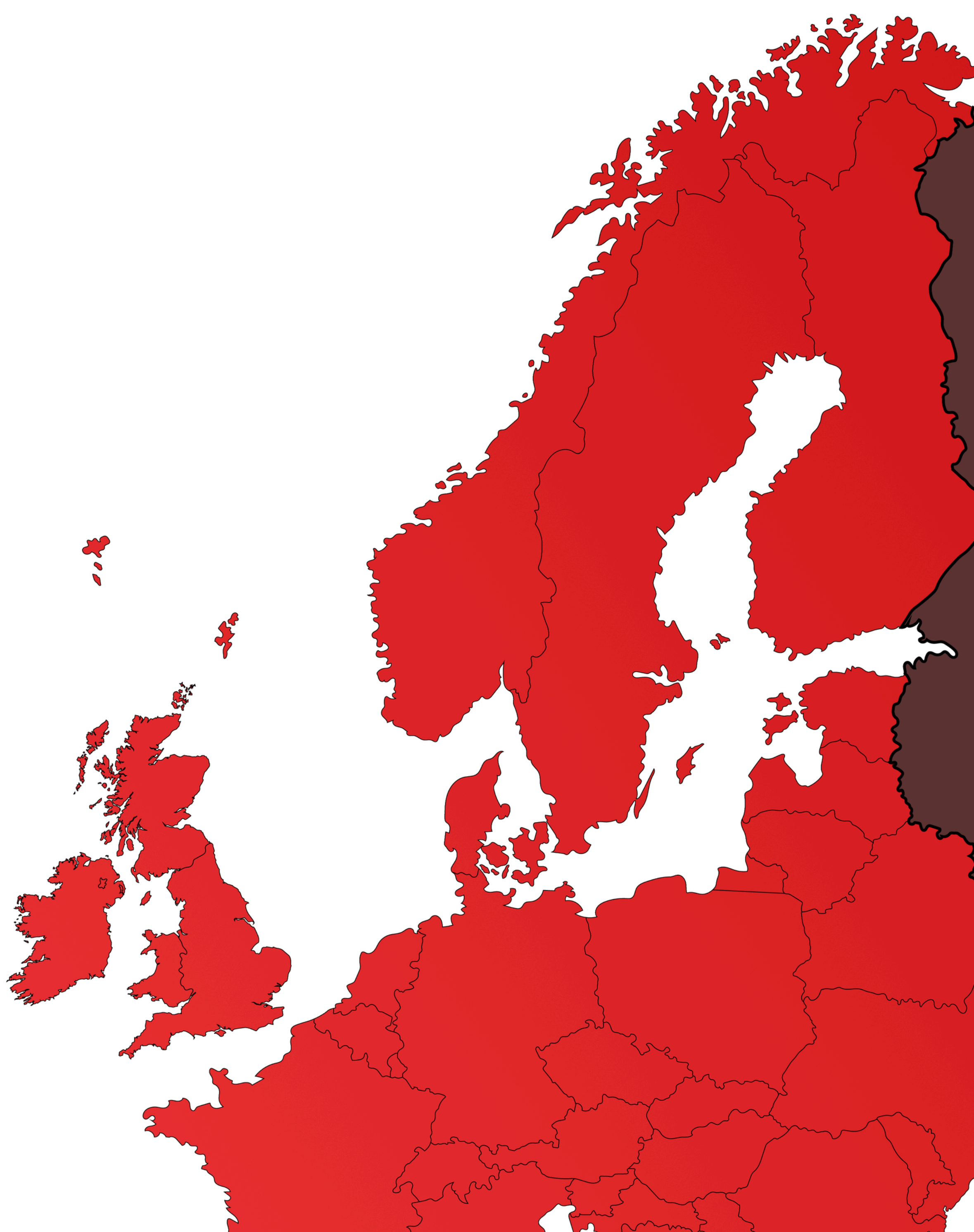
# SSD

10-11 JUNE

# 2026

## Securing Baltic Sea Region

## SUPPLY, SECURITY & DEFENCE EXPO 2026



# REGIONAL MEETING PLACE

Welcome to the Supply, Security & Defence Expo 2026, a leading platform for collaboration among organizations across the Baltic Sea region and beyond, bringing together the defence, rescue, supply chain resilience, and energy sectors. Taking place in Tallinn, the Expo provides extensive indoor and outdoor exhibition areas where industry leaders, authorities, and innovators present advanced technologies, operational capabilities, and solutions for security, crisis response, and resilient infrastructure.



[Location link](#)

## REGISTERING TO EXPO

After completing the registration process, each exhibitor will receive a confirmation email containing a unique QR code for event access. Each registered company is allocated **up to 15 exhibitor passes**, allowing your team to enter the SSD Expo area quickly and efficiently.

Additional team members and participant details can be managed through the Exponaut Exhibitor Portal. **Access credentials for the portal will be sent directly to each confirmed exhibitor.**

[Expo registration](#)

## INVITING PARTNERS AND GUESTS

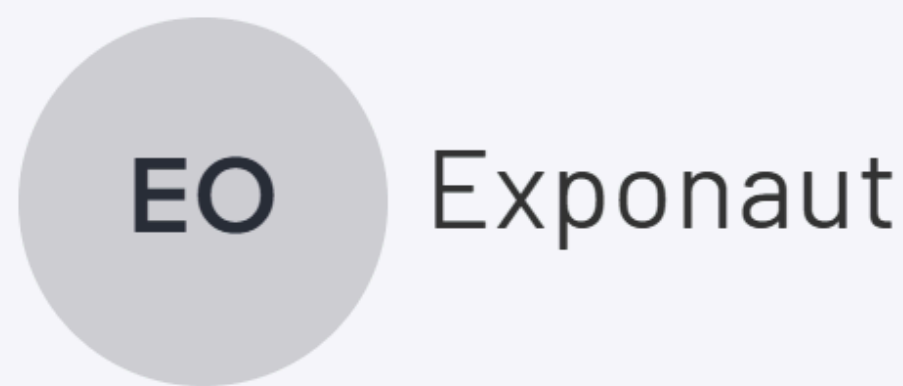
Exhibitors can invite their partners and guests to attend the Expo by following steps by the registration link below. Once registered, invited visitors will receive an official event invitation directly from the organizers.

[Partner and guest registration](#)

# PLAN YOUR BOOTH SETUP

Exhibitors can now start preparing their booth for SSD Expo 2026. Through our self-service portal, you can order furniture, technical equipment, branding elements, and other services needed for your exhibition space. To access the ordering environment, simply click "SSD ORDER" and begin planning your booth.

Companies ▸ Exponaut OÜ



Edit Delete

Details Display Project / Product 1 Preview live SITE QR codes & Access SSD Orders

SSD 2026 Homepage

View your Booth View your Exhibitor Booth

SSD Order Add to your booth

View exhibitor booth

SSD 2026 SupplySecurity Defence Expo at Seaside Tallinn

SSD 2026 Ordering Portal

Orders Products Categories Users Create Order Profile Sign Out

Change Organization

Creating order for: Exponaut Ltd. rainis.vares@exponaut.me Create Order

## Product Catalog

Browse and add items to your order



Exhibitors can now start preparing their booth for SSD Expo 2026. Through our self-service portal, you can order furniture, technical equipment, branding elements, and other services needed for your exhibition space. To access the ordering environment, simply click "SSD ORDER" and begin planning your booth.


Search products...

- All ADS Carpet Safety Logistics Electronics Walls Furniture Power Lighting Services Waste Appliances
- Rooms Packages

Roll up banner ad (printed with company branding) Unit: pcs €350.00 + Add to Cart

Surf Flag - 600x2600mm, print, stand + install Unit: pcs €450.00 + Add to Cart

TV WALL: 55TV, printed wall 2000x2400x250mm +install Unit: pcs €1500.00 + Add to Cart



# VENUE MAP

\*Please note that the venue map may be updated, and minor changes may occur.

**SSD**  
10-11 JUNE  
2026

SupplySecurity  
Defence  
Expat Seaside  
>>> Tallinn

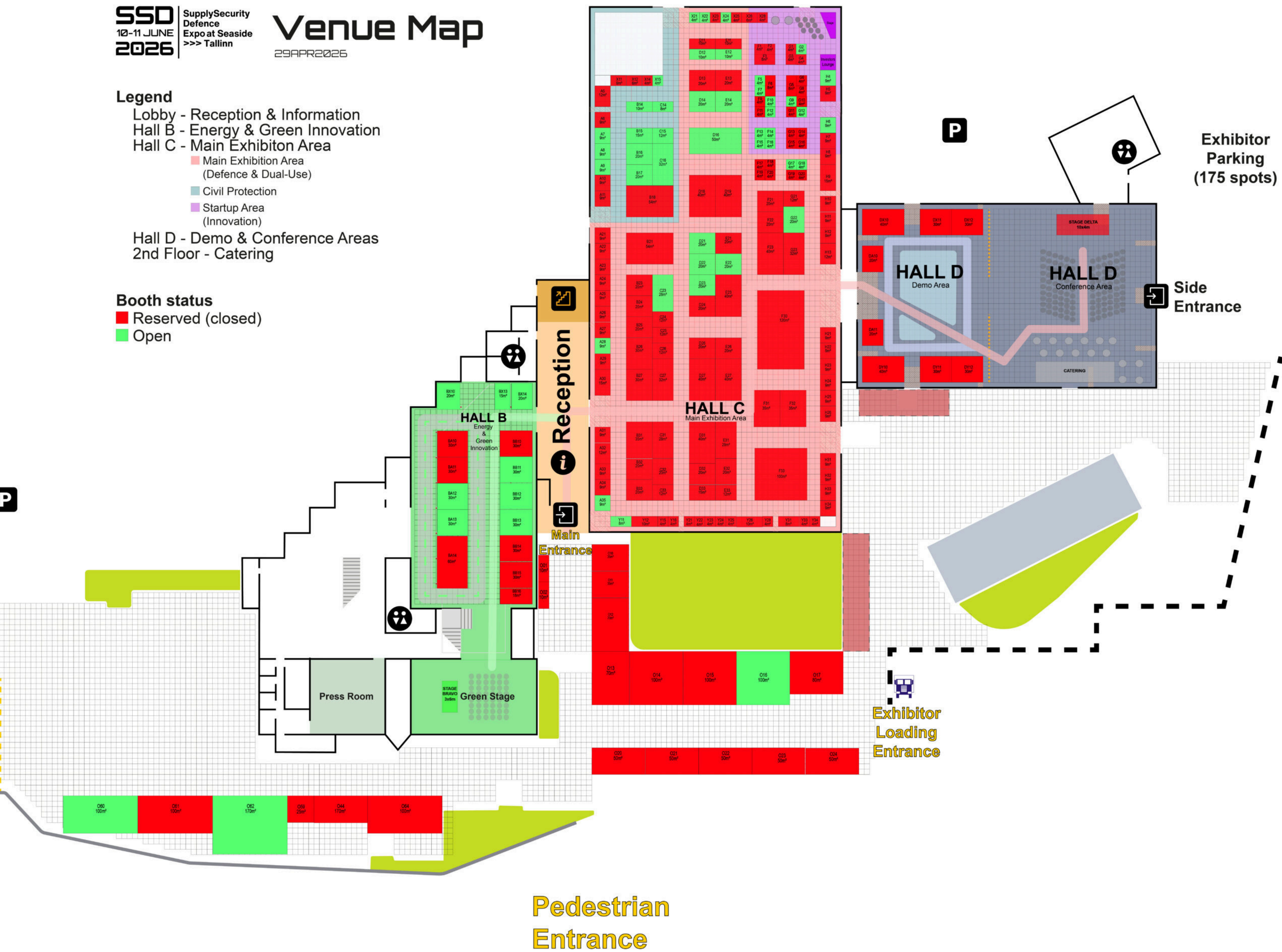
**Venue Map**  
29APR2026

## Legend

- Lobby - Reception & Information
- Hall B - Energy & Green Innovation
- Hall C - Main Exhibiton Area
  - Main Exhibition Area (Defence & Dual-Use)
  - Civil Protection
  - Startup Area (Innovation)
- Hall D - Demo & Conference Areas
- 2nd Floor - Catering

## Booth status

- Reserved (closed)
- Open



[View large map](#)

## Load-In and Setup

Detailed information regarding setup dates, access times, and logistics procedures will be communicated to all exhibitors closer to the event. Each exhibitor is required to coordinate logistics with the Logistic Manager:

Reimo Lall: [reimo.lall@wiima.fi](mailto:reimo.lall@wiima.fi)

### IMPORTANT:

- **Submit your logistics vehicle license plate number at least 24 hours before arrival**
- **State your time of arrival and cargo**
  - **How many pallets**
  - **Dimensions and weight of shipment**

### Important Notes

- During setup and dismantling periods, loading doors may remain open for logistics operations, which can affect indoor conditions. Exhibitors and contractors should dress comfortably and be prepared for varying temperatures.
- Additional dimensions and access points will be released soon

### House Rules

To ensure a safe and efficient setup process, please adhere to the following regulations for both you and your suppliers:

- No consumption of alcoholic beverages
- No live animals on site, except for service animals
- Restricted access for individuals under 18 years of age
- Smoking is strictly prohibited within the Supply Security & Defence Expo venue, including electronic cigarettes, except in designated smoking areas

### Equipment and Transport

- Please use pallet jacks or wheeled carts when transporting larger items.
- If you require assistance, do not hesitate to reach out to Logistic Manager.
- Furniture, expo halls and carpets, TV-s and other equipment rent, please refer to your main contact or [info@supplysecurity.eu](mailto:info@supplysecurity.eu)

### Dismantling and Load-Out

Exhibitors will receive details about their assigned gate and time for loading out large items.

If you need to modify your departure time, please coordinate with your Expo Manager.

## IMPORTANT DATES FOR EXHIBITORS – 2026

### BOOTH SETUP

 JUNE 09, 2026 (24H SETUP TIME)

 LOCATION: ESTONIAN FAIR CENTRE

### EXPO OPEN DATES

 JUNE 10–11, 2026

 OPENING HOURS: 09:00–18:00 (ESTONIA TIME ZONE)

### DISMANTLING & LOAD-OUT

 JUNE 11–12, 2026

## Booth Specifications

\*Details are subject to change. The Expo Host will notify you of any updates.

### Power Supply (may

- Standard Power: 16 A / 220 V / 1.0 kW.
- Outlets: 3 sockets (220 W) provided via an extension cord.

### Lighting

- Type: LED ceiling lights.
- Illumination: 300 lux.
- Color Temperature: 4000 K.

## Sound, Lighting & Special Effects Guidelines

- Audio playback and microphones are permitted.
- Exhibitors must ensure that sound levels remain minimal and reasonable to avoid disrupting nearby tenants and visitors.

### Lighting

- Strong impulse lighting, as well as LED/LCD flashes, are not permitted within stands.

### Special Effects

- Open fire is strictly prohibited.
- Devices emitting smoke or fire are not allowed.
- If you are unsure whether your device or setup complies with regulations, please consult your Expo Manager for approval.

## Rigging Requirements

Please be advised that the use of ceiling-mounted hanging points is strictly prohibited without approval.

All rigging operations and technical procedures must be conducted by qualified and competent personnel. These activities should comply with the applicable Estonian Health and Safety regulations.

## Cleaning & Waste Management

Stand floors will be cleaned each evening; however, please note that surfaces and exhibits will not be cleaned.

The company responsible for the construction and/or decoration of the stand is required to manage the removal of waste generated at the end of each day during both the assembly and disassembly periods.

**Waste disposal services are available upon request for an additional fee VIA self-service portal.**

In accordance with the fire prevention policy, the accumulation of waste within stands, storage areas, aisles, or shared spaces is strictly prohibited. All materials must remain within the assigned space for the exhibitor, and it is forbidden to place any waste or other items in the aisles.

Individual waste disposal solutions for stands can be arranged upon request.

### Security

- The SSD area will be closed and secured from June 9th to June 12th, between 18:00 and 09:00 EET.
- During all other times, the Exhibitor assumes full responsibility for ensuring the security, health, and safety of all items and individuals within the stand.
- Any after-hours load-in, setup, maintenance, or programming must be pre-approved and arranged individually with the Expo Manager.

## Power & Connectivity Guidelines

### Power Supply

- The primary plug type is Europlug (Type C), with Type F also compatible.
- Standard voltage: 230V
- Frequency: 50 Hz
- Before connecting any device, check its voltage and compatibility. For any concerns, contact your Expo Manager.
- **Additional power requirements must be ordered by May 15.**

### Connectivity

The SSD area is covered by two distinct WiFi networks:

#### 1. Public Network

- Open for visitors
- Standard: IEEE 802.11ax (WiFi 6)

#### 2. Exhibitor Network

- Open only for exhibitors
- Standard: IEEE 802.11ax (WiFi 6)

# EDIT YOUR VIRTUAL EXPO BOOTH

You can update your company's booth information anytime through the platform.

## Steps:

1. Go to **Companies**
2. Select your company
3. Click **Edit**
4. Update your company information
5. Save your changes

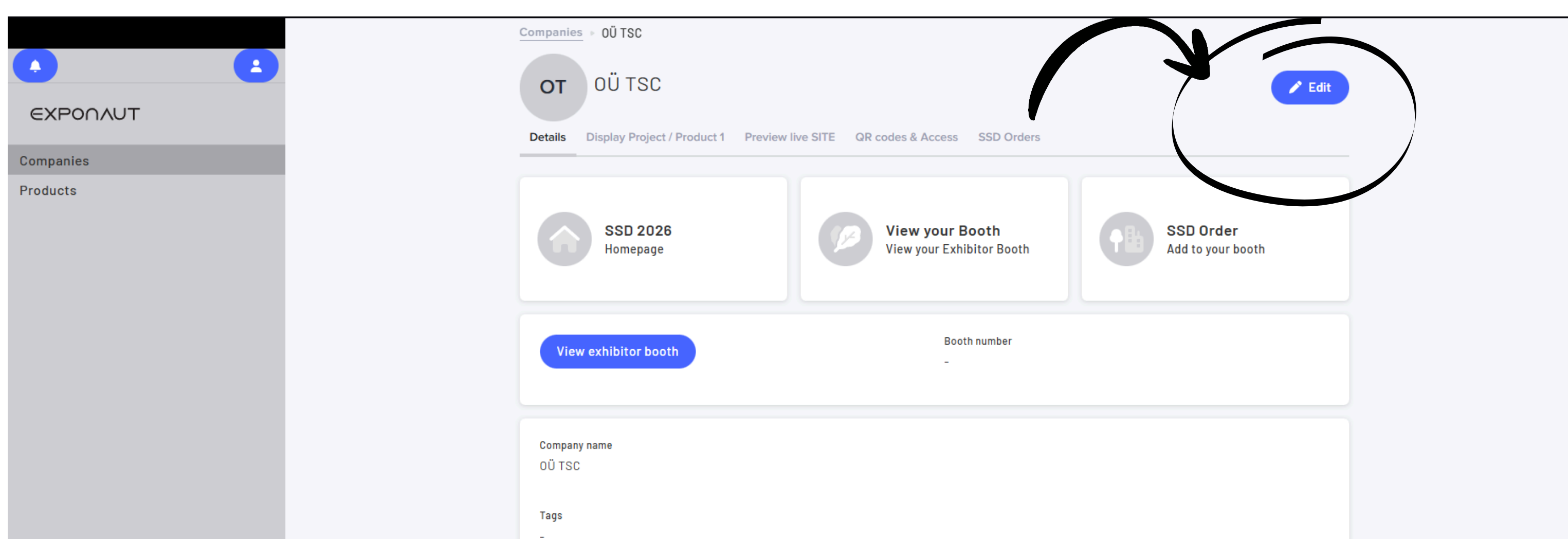
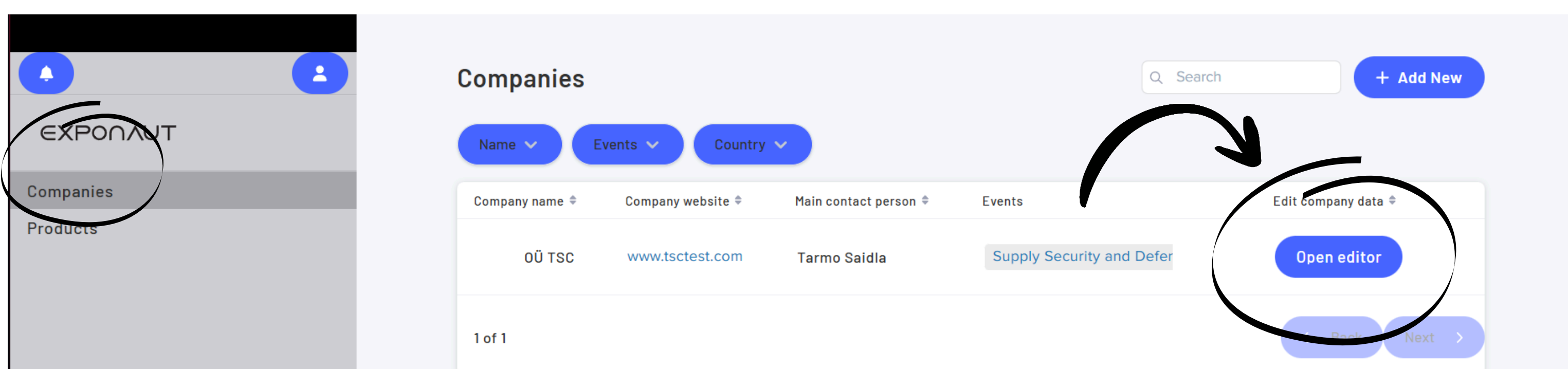
## To update your company's Virtual Expo Booth:

- Go to Companies
- Select your company
- Click Edit

## You can edit:

- Company description
- Logo and images
- Contact details
- Social media links

Changes may take a few minutes to appear on the live page.



# ADD CONTACT PERSONS

Adding contact persons allows visitors to connect directly with your company.

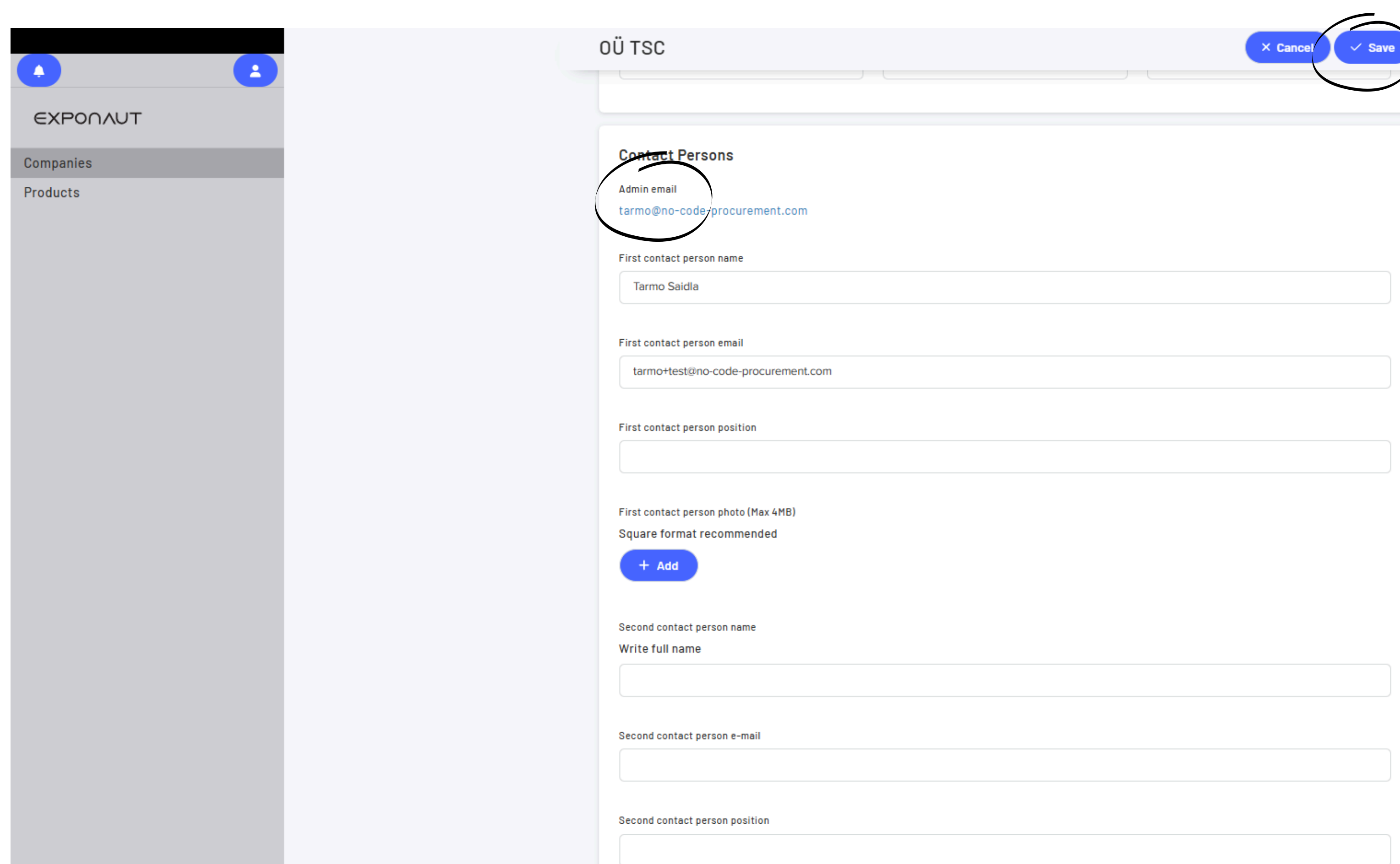
Contact Persons can be found in companies - Open Editor - Edit - scrolling down till you see Contact Persons

You can add:

- Contact person name
- Email address
- Position
- Photo

You can also add a Book a Meeting URL so visitors can schedule meetings with your team.

Make sure your contact information is correct to maximize networking opportunities.



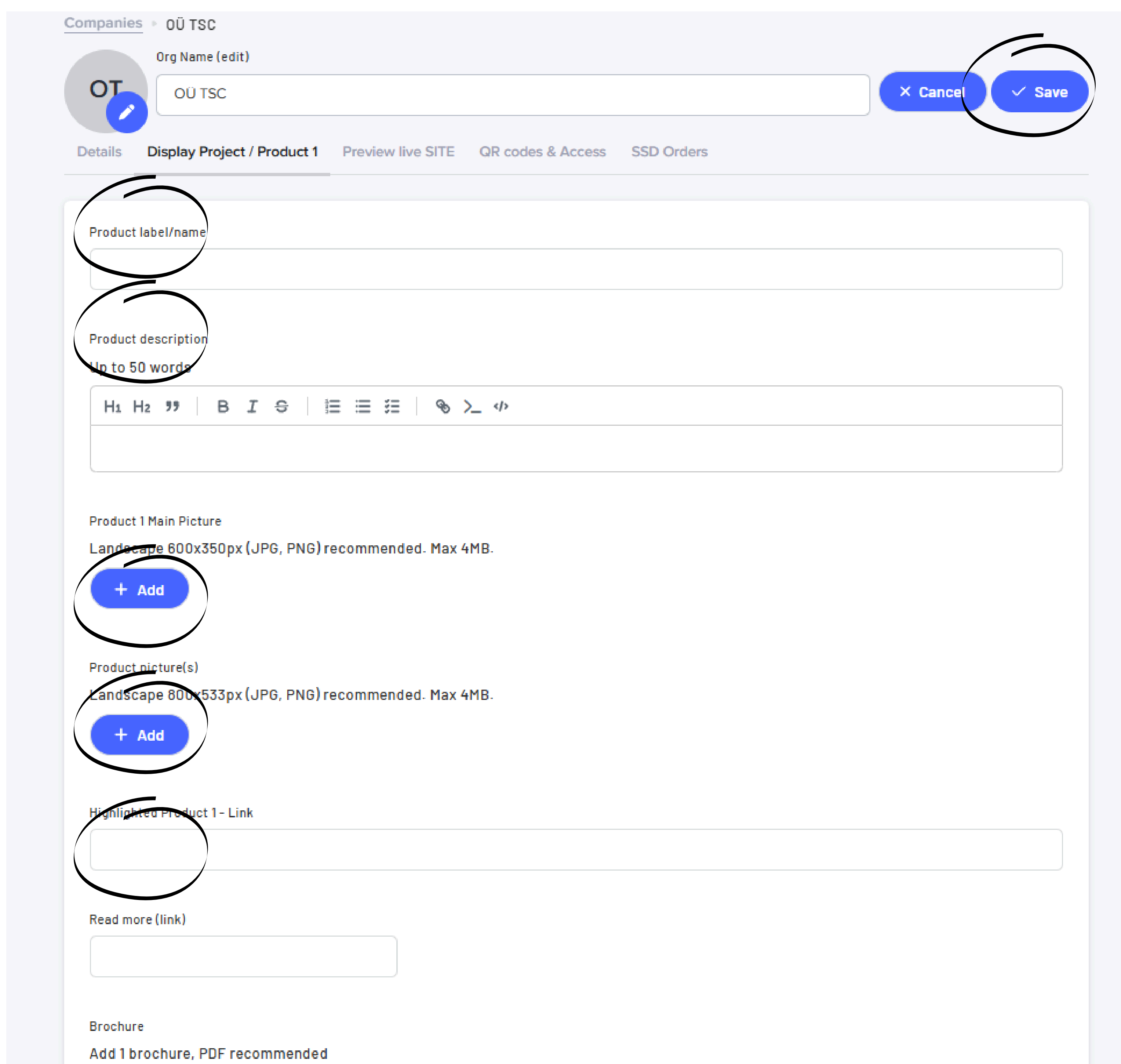
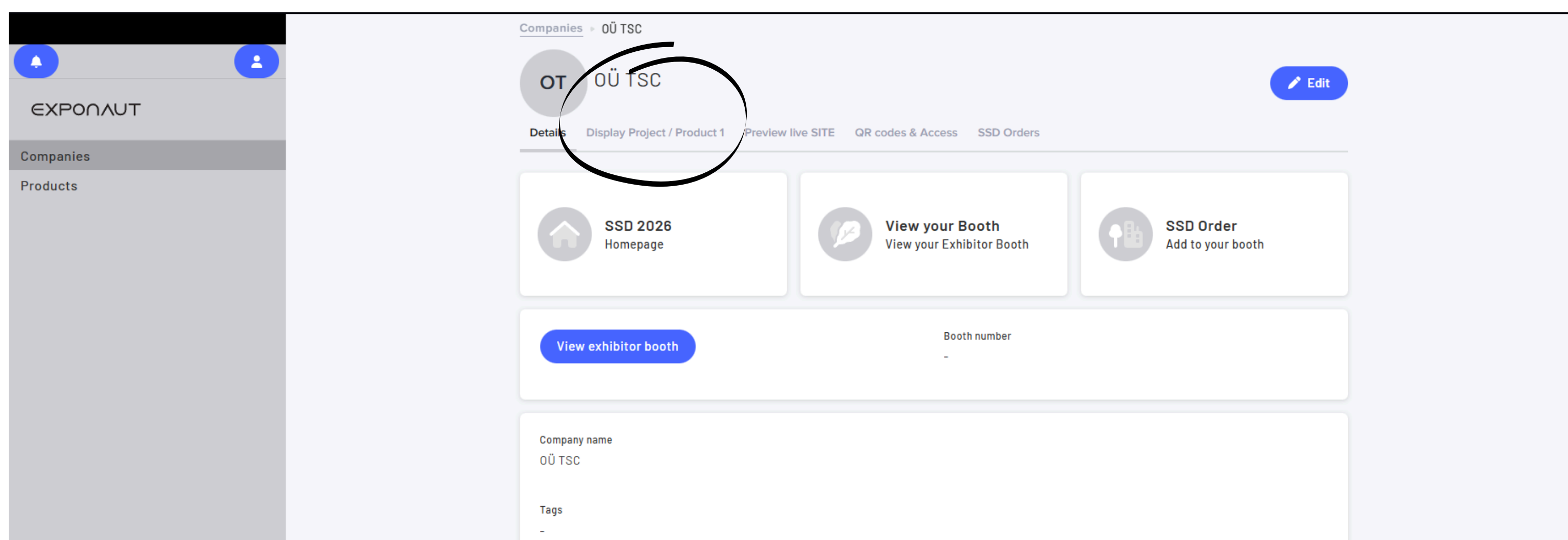
# ADD PRODUCTS OR PROJECTS

You can showcase your solutions directly in your Virtual Expo Booth.

## Steps:

1. **Open** your company profile
2. Go to **Display** Project / Product
3. **Add** product name and description
4. **Upload** an image
5. **Save** your changes

Your products will appear on the public exhibitor booth page.  
Clear images and descriptions help visitors understand your offer quickly



## **Damage and Loss**

- **Exhibitors' Property:** Neither the organisers nor the venue will accept responsibility for any damage or loss of property introduced by exhibitors and/or their agents/contractors. Exhibitors are solely responsible for their exhibits, and it is recommended that they arrange their own insurance to cover all risks.
- **The Venue and Stands:** Exhibitors are prohibited from fixing, screwing, or drilling into the venue's existing walls or floors. When attaching items to venue columns or walls, only white-tac may be used, which is available at the information desk for your convenience. Charges will apply for any damages, including paint spillage, as well as for the failure to remove large items of waste.

## **Arrival and Parking**

- Due to ongoing setup activities, we strongly advise that you plan your arrival well in advance and allow extra travel time.
- Parking is available in the expo area. Exhibitor parking passes are available to purchase through Exhibitor portal (limited spots available)

## **Networking Areas**

- An exclusive Networking Area is available at SSD for business meetings and one-on-one conversations. Access to this area for exhibitors are free for use. (D-hall networking area)
- To fully leverage this unique opportunity, we encourage you to use our Exponaut Matchmaking platform. (opens May 1<sup>st</sup> 2026, information will be sent to all registered visitors and exhibitors)

# DigiExpo Platform

Upon completing your registration, you will receive a link to access the DigiExpo platform. We strongly recommend filling out all fields in your company's Virtual Expo Booth to maximize the benefits.

**By being visible on the DigiExpo platform, you will gain the following advantages:**

- **Enhanced Virtual Presence:** A comprehensive profile, including your company name, will establish your brand's identity and make it easily recognizable to attendees.
- **Increased Engagement:** Providing detailed information about your products allows for more efficient networking, leading to increased potential new customers and other partnership opportunities.
- **Effective Networking:** Including contact person details enables direct communication, enhancing business opportunities.
- **Business Growth:** Linking your social media profiles (e.g., Facebook, Instagram, LinkedIn) expands your digital footprint, promoting further networking possibilities.
- **Global Exposure:** Providing your country and company address offers context about your geographical location, attracting a global audience.
- **Automated Marketing:** The customizable Call-to-Action (CTA) button directs attendees to take specific actions, boosting potential sales.
- **Networking Opportunities:** The "Book a Meeting" URL streamlines scheduling, ensuring that you don't miss out on valuable business opportunities (this feature is automatically linked to the email address you provide).
- **Business Matchmaking:** Including contact person details and social media links improves matchmaking, fostering more meaningful partnerships.

Organisations Exponaut OÜ

Full booth Edit Delete

Details NEXPO participants **Display Project / Product 1** Display Project / Product 2 Preview live SITE **QR codes & Access**

1 Fill in your company info 2 3 Add all your booth members names and emails.

Paid Packages L size stand (1000€+VAT)

View exhibitor booth

Company name Exponaut OÜ

Tags -

Add this company to the "Supported by:" list: yes/no yes

Company details

Company logo (Max 4MB)

Company legal name Exponaut Ltd.

Country Estonia

Company address Laeva 2, Tallinn

Company website [www.exponaut.me](http://www.exponaut.me) Company e-mail [info@exponaut.me](mailto:info@exponaut.me) Company phone number +372 53 100 200

Company oneliner (slogan) Be present at global events. Host your expo and use our matchmaking application.

Company overview Exponaut provides exhibitors with continuous exposure at premier tech-focused sustainability events, allowing them to engage with international audiences

Company additional info

Established 2020 Annual revenue (€) 1M€+ Employees 10

Company video 1 [https://youtu.be/L\\_a1fSdg7A](https://youtu.be/L_a1fSdg7A) Company video 2 <https://my.spline.design/exponaut3dboot...> Company video 3 -

TranscriptVideo1 -

TranscriptVideo2 -

TranscriptVideo3 -

Contact Persons

Admin email [rainis.vares@exponaut.me](mailto:rainis.vares@exponaut.me)

First contact person name Rainis Vares

First contact person email [rainis.vares@exponaut.me](mailto:rainis.vares@exponaut.me)

First contact person position CTO

First contact person photo (Max 4MB)

Second contact person name Elen Liigus

Second contact person e-mail [elen.liigus@exponaut.me](mailto:elen.liigus@exponaut.me)

Second contact person position Head of Customer Onboarding

Second contact person photo (Max 4MB)

Book a meeting URL <https://airtable.com/shrXJGtgebY0U4H8y>

Social Media Links

Facebook <https://www.facebook.com/E...> Instagram - LinkedIn <https://www.linkedin.com/co...> Youtube <https://www.youtube.com/cha...>

Video room

Open host video room Open visitor video room

Custom CTA (call-to-action) button

Increase your sales with a custom CTA (call-to-action) button. Just give the button a name (i.e. Book a demo) and insert a link where potential customers can take action

Button text Visit website Button link <https://www.exponaut.me/>

Timestamp

Created time 13/07/2023 10:48 am Last modified 27/03/2025 04:01 pm

Reminder

Calculation 48h - Send out Reminder Email X Last reminder email sent -

Slug Airtable exponaut-me Slug Webflows exponautou

Live site <https://expo.exponaut.me/exhibitors/exponautou> ManualPush 27032025

## 3 steps to fill your virtual expo booth:

1. Register as exhibitor if you dont have booth preregistered: [HERE](#)
2. **Login links are sent to exhibitor emails**
3. **Open editor** and fill your company information, add products and SAVE
4. **Add Team members** that are part of your exhibition booth. They will each receive QR code to their EMAIL
5. Your booth can be seen here:

<https://expo.exponaut.me/events/supply-security>

**Please check your spam folders, sometimes emails can be found there.**

Organisations Exponaut OÜ

Full booth Edit Delete

Details NEXPO participants Display Project / Product 1 Display Project / Product 2 Preview live SITE **QR codes & Access**

Team members access

Add name and email minimum. Access to team members will be sent to according email.

+ Add New


First name	Last name	Phone number	Email	Status
Rainis	Vares		<a href="mailto:rainis.vares@exponaut.me">rainis.vares@exponaut.me</a>	Checked in
Rando	Renoo	53365688	<a href="mailto:rainisvares@gmail.com">rainisvares@gmail.com</a>	Checked in

1 of 1

Back Next

QR Exhibitor Booth

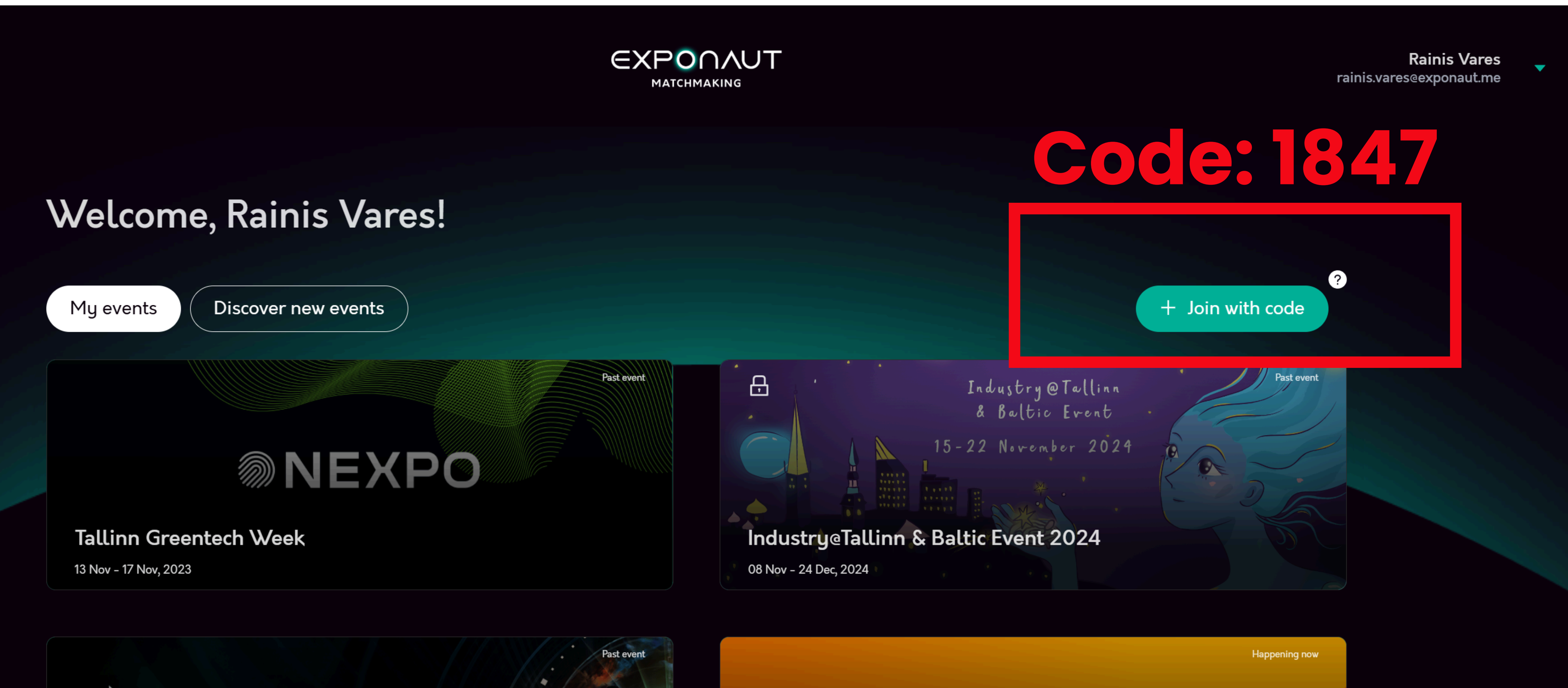
QR Exhibitor Booth



This QR code is separate for all members, make sure you enter each team member email so they receive their QR code.


# Networking app access

<https://matchmaking.exponaut.me>



## Fill in your profile

Edit info My expertise

 CTO

Exponaut

45 / 200

Feel free to ask anything about the SSD expo.

EE +372 53365688

Save

# Additional Services

**SSD offers a range of additional technical and convenience services for exhibitors. The available services include, but are not limited to:**

1. AV Equipment and Services
2. Lighting
3. Furniture, Staging, and Scenic Design
4. Event Production
5. Live Streaming and Recording
6. Photography, Videography, and Editing
7. Support Personnel and Technical Crew
8. Catering Services
9. Floral Arrangements (plants)
10. Courier Services
11. Storage and Parking Services

**For detailed information and pricing regarding special technical solutions or for access and accreditation to our partners, please contact your Expo Manager.**

Graphic Design Guidelines for booth design:

- **Back Wall Print Specifications**
- **Files must be saved as a ready-to-print PDF format.**
- **Recommended Adobe PDF presets: "Press Quality" or "PDF/X-1a:2001".**
- **All colors must be in CMYK.**
- **Bleed:** 12 mm.
- **Fonts:** Convert all text to paths or outline fonts.
- **Image Resolution:** Colour and grayscale images must be 1:1 in resolution (300 DPI).
- **If working at 1:10 scale, ensure the resolution accounts for magnification (e.g., 1:10 at 300 DPI = 1:1 at 15 ppi).**

Submission Deadline

May 15, 2025

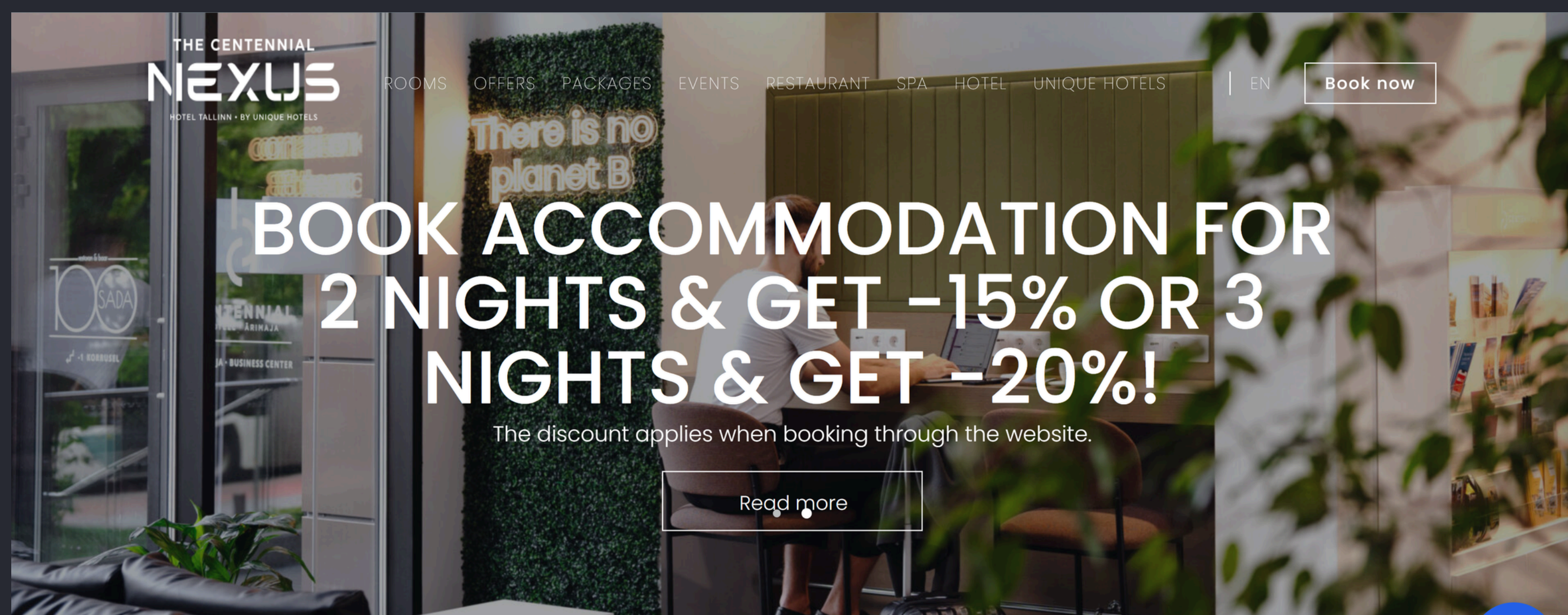


# BOOK 2 NIGHTS & GET -15%, BOOK 3 NIGHTS & GET -20%!

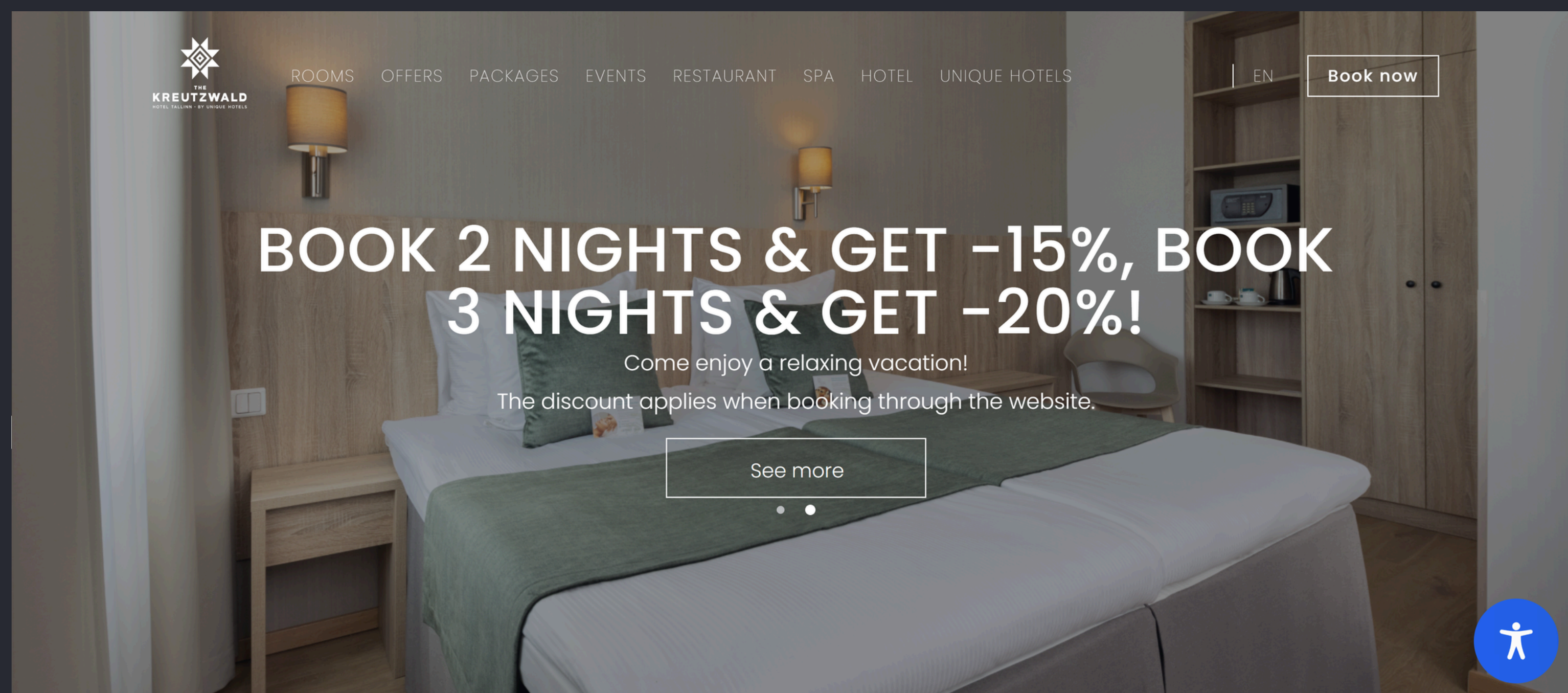
Come enjoy a relaxing vacation!  
The discount applies when booking through the website.

See more

## Von Stackelberg Hotel Tallinn – book with SSD rate



## Centennial Hotel Tallinn – book with SSD rate



## Kreuzwald Hotel Tallinn – book with SSD rate

**-10% DISCOUNT CODE:  
SSDE2026!**

**Accommodation partners with SSD discount**

**[View other accommodation partners](#)**